

PORTABLE SAWS

Saw with manual head feed AFR-M

Granite cutting Saw with fixed bridge for marble and granite slabs

Compact, essential and **sturdy granite cutting saw** with fixed bridge for **stone slabs, marble and granite**; the bridge tilt and the water tank with built-in recycling pump make it the perfect saw for the stone fabbricator.



Features




BRIDGE TILT

Manual bridge tilt for cutting from 90 to 45 degrees.




USEFUL CUT

Manual head feed, useful cut: 800, 1000, 1300 mm.



WORKTABLE

Worktable made of steel rails with epoxy powder finish, built-in handle and adjustable squaring bar.
Water tank with built-in recycling pump for disc cooling.




CUTTING DEPTH ADJUSTMENT

Manual cutting depth adjustment by hand wheel.

Saw with manual head feed AFR-M

Granite cutting Saw with fixed bridge for marble and granite slabs



EXTENSION TABLE

Equipped with nr. 1 or 2 side extension tables.

Advantages

AFR-M is a reliable portable *granite cutting saw* with fixed bridge to cut slabs up to 1300mm in length:

- Sturdy and **compact structure**;
- **Special beam design** to attain the maximum cutting precision;
- **Water tank** with built-in recycling pump for blade cooling.


Technical details

	AFR-M	AFR-M HT
Useful cut	800-1000-1300 mm	800-1000-1300 mm
Diamond blade diameter	250-300-350 mm	400-450-500 mm
Blade bore size	25,4 mm	25,4 mm
Motor power	2.2kW = 3HP 1ph. / 3Kw = 4HP 3ph.	4kW= 5.5HP 3ph.
Motor rotation speed	2800rpm 50Hz – 3400rpm 60Hz	1400rpm a 50Hz – 1700rpm a 60Hz
Standard voltage/frequency	230V-50/60Hz / 400V-50/60Hz	230/400V-50/60Hz

Saw with manual head feed AFR-M

Granite cutting Saw with fixed bridge for marble and granite slabs

Accessories



LASER

Laser alignment device mounted on the head shows the blade's cutting line, battery feed 1,5V.



SIDE TABLES WITH ROLLERS

Side extension table equipped with rollers to facilitate slab movement. Dimensions: 1000 x 458 mm



HT VERSION

Highest and robust increased version with blade guard for disc Ø 400-500mm and 3phase motor, 4kW (5,5HP)



GALVANIZED WATER TANK

Galvanized and painted water tank, for the maximum rust resistance.

Saw with manual head feed AFR-M

Granite cutting Saw with fixed bridge for marble and granite slabs



SIDE TABLE

Optional side table for easy slab moving during processing. Dimensions: 500x430mm


Related products



Cutting and profiling machine ANR



Tile saw ATS



Portable bench saw AMS




Portable saw with sliding bench ATR-XL

Saw with manual head feed AFR-M

Granite cutting Saw with fixed bridge for marble and granite slabs



Portable bench saws for blocks
ADR



Track saw on mobile rail TSA

Achilli tailor made

**TAILORED ACHILLI MACHINES
CONTACT US FOR DETAILS**

REQUEST CUSTOMIZATION

Always at your disposal. Contact us.

Do you need information about Achilli products? Contact us for technical or commercial information on floor grinders, bench saws and bridge saws.



+39 0541 387066



+39 0541 389058



info@achilli.com

REQUEST INFORMATION

I nostri canali social

Elit ea duis sunt do esse cillum dolore ipsum ut est eu quis ipsum. Consectetur enim deserunt elit in exercitation ipsum sunt veniam eu commodo cupidatat. Id nostrud esse eu eiusmod sunt ipsum ipsum in adipisicing adipisicing deserunt



Facebook



LinkedIn



Youtube